

Summer Reading Assignments for Students Entering 4th Grade

In preparation for 4th Grade, students will be required to read 2 books.

1. Tales of a Fourth Grade Nothing by Judy Blume

Students will be required to read the following book and complete the turtle graphic organizer.

Students will also be tested/assessed on Tales of a Fourth Grade Nothing by Judy Blume within the first 2 weeks of school in September. They should keep their notes about the book in a notebook (in a safe place), so they can use them as a reference in September.

In addition, students are required to read a 2nd book of their choice from the "Who Was" Series. This is a very popular series of books with a wide variety of famous people to choose from. The students will complete a "Book Report" for the "Who Was" book they chose. Please use the following outline for your Book Report.

- Your name
- Book information including Title, Author, Illustrator
- Name of Person, Birth, Death, What They Are Famous For
- Three or Four Important Facts about the person
- Two or Three Character Traits AND Evidence to Prove each Character trait
 - Obstacles or Struggles he or she faced

- Family Facts OR Fun Facts about the Person
- Questions - If you could ask this person 2 questions, what would they be?
- Recommendation - Do you recommend this book? Why or Why not?



Be sure to proofread your work. Check for correct "Language Mechanics": spelling, capitalization, punctuation, grammar, complete sentences and clarity (does it make sense)

The assignments are due on the first day of school, and are required for all returning students. Students will be tested on the book Tales of a Fourth Grade Nothing within the first 2 weeks of school in September. The assignments and test will count towards their first trimester ELA grade. In order to properly prepare for this assessment, students should either highlight or take notes on important story elements such as characters, setting, and plot so they can accurately and effectively comprehend what they are reading. The turtle graphic organizer can help with this.

Enjoy your summer! See you in September!

Directions:

1. Fill in the graphic organizer using clear and complete sentences.
2. For the characters on the legs, describe them based on what you read in the story.
Use clear and complete sentences.
3. Color the turtle parts neatly. Cut out and assemble as shown in the picture.

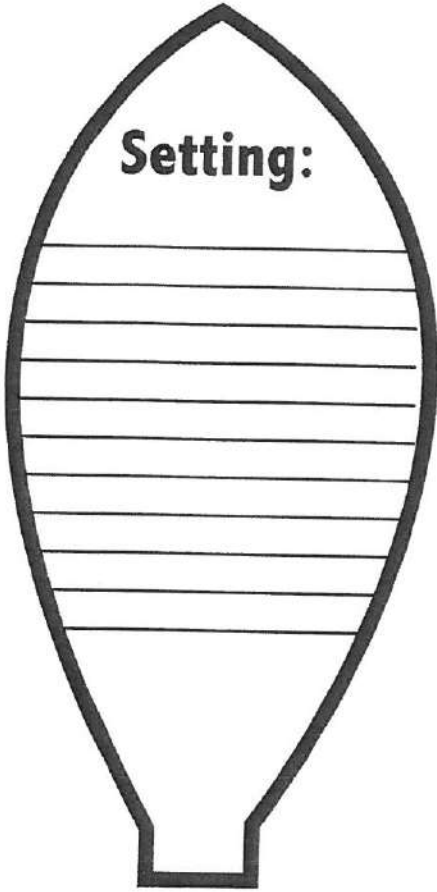


Problem:

Solution:

Conclusion:


Setting:




Fudge:




Peter:



Sheila:



Mom:



Born: _____ Died: _____

3 Important Facts

1

2

3

Famous for....

If you could ask this person any question, what would it be?

Character Trait

Evidence to Prove the Character Trait

OBSTACLES FACED

FAMILY FACTS